














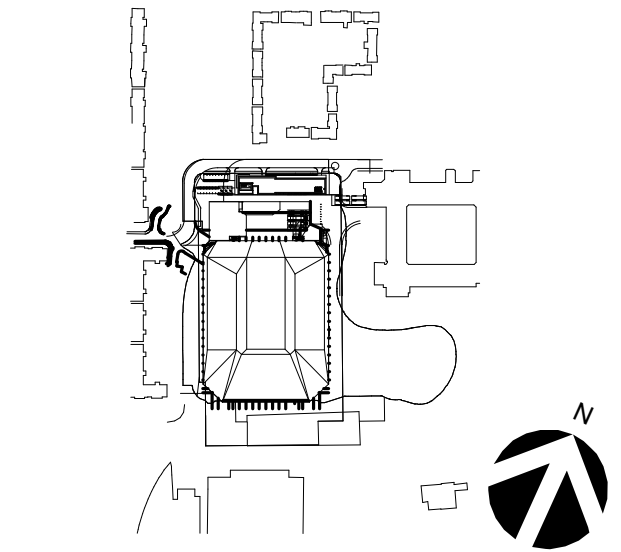


KEY	
	FULL PLANNING APPLICATION BOUNDARY
	ENTRANCE
	ENTRANCE FACILITIES
	CIRCULATION
ANCILLARY FACILITIES	
	LINEN ROOMS
	REFUSE STORE
	STAFF FACILITIES
	WC
	PLANT
	CAR PARK
CATERING	
	RESTAURANT
	RESTAURANT FACILITIES
STANDARD BEDROOMS (143 TOTAL)	
	DOUBLE SHOWER ROOMS: 104
	FAMILY ROOMS: 32
	ACCESSIBLE ROOMS: 7
NOTE: TOTAL KEYS: 182	

NOTE:
1 For Arena Full Planning Application Drawings refer to Drawings with the Prefix CAH-HOK-AX and Drawings 9900 to 9912

Key Plan



Site verify all dimensions prior to construction
Report all discrepancies to HOK immediately
This drawing is to be used in conjunction with all relevant documents and drawings

Rev	Description	Date
P01	DRAFT PLANNING ISSUE	13/08/2021
P02	DRAFT PLANNING SUBMISSION	26/08/2021

Drawn by: EC Reviewed by: FS
Approved by: MK Scale @ A0: 1: 200
Project No: 20.33063.00

Sheet Title

HOTEL GA - LEVEL 3

Original drawing is A0. Do not scale contents of this drawing

Sheet Number:
CAH-HOK-HX-03-DR-A-00-9905

Station: Planning Revision: P02

0 1 5 10 M